



Y1 Phonics Parent Workshop



St Mary Magdalene C of E Primary School Parent Workshop
Wednesday 31st January 2018
Miss Butcher


What is phonics?

- Children are taught to read by breaking down words into separate sounds or 'phonemes.' They are then taught how to blend these sounds together to read the whole word.
- There are 40 different sounds.
- Children have a 20 minute phonics lesson every day.

Phonic Knowledge in Y1

- By now, all children in Y1 should know all these sounds.

Phase 2 Sound Mat



My Phase 3 Sound Mat


Phonic Knowledge in Y1

- Each week, Year 1 are re-introduced to these alternative sounds.



- Many of the children will have been introduced to these sounds in Reception.

Saying each sound clearly



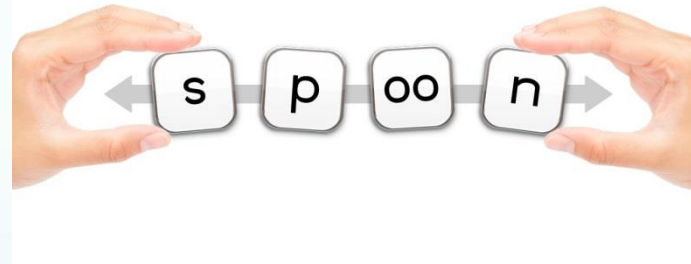
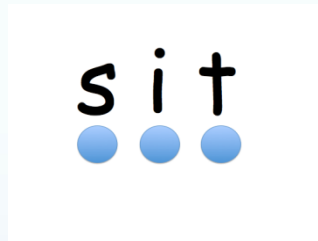
www.youtube.com/watch?v=bSYdCzsoqXA

Why are children screened?

- Every child in Year 1 in the country will be taking the phonic screening check in the same week in June.
- The aim of the check is to ensure that all children are able to read by the end of Year 2.
- This important 'midpoint check' ensures children are on track for year 2.

What will the children be expected to do?

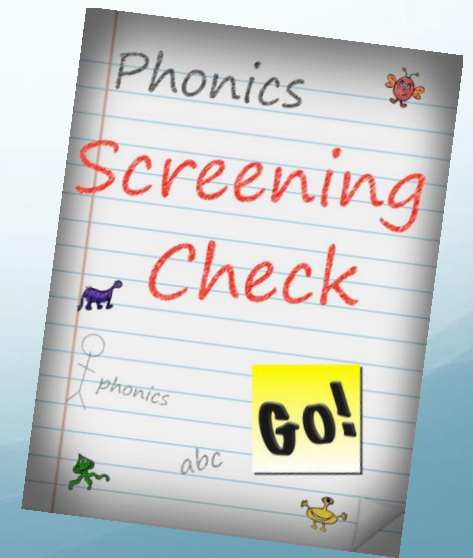
- The check is very similar to tasks the children already complete during phonic lessons.
- Children will be asked to 'sound out' a word and blend the sounds together.



- The focus of the check is to see which sounds the children know and therefore the children will be asked to read made up (nonsense) words!

When will the screening happen?

- During the week beginning Monday 11th June 2018
- It is important your child is in school this week.
- Miss Butcher will complete the check with each child individually, in a quiet part of the school.
- The check takes about 5-10minutes.



Examples of words

- 40 words – 20 real words and 20 made up words

Practice sheet: Real words

in

at

beg

sum

Practice sheet: Pseudo words

ot



vap



osk



ect



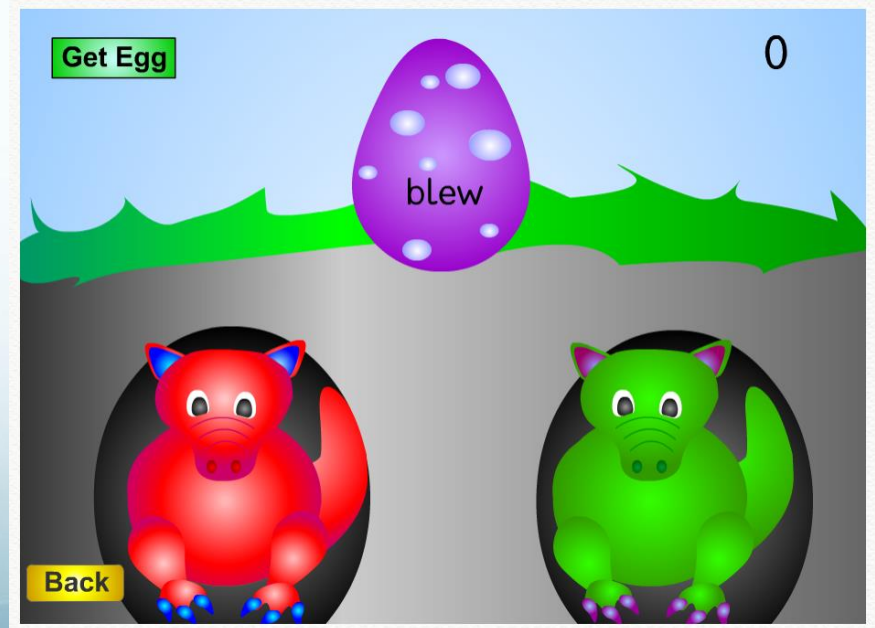
How can you help?

- Encourage your child to sound out when reading or writing.
- Encourage your child to use their sound mat when writing and use their phrases to find the sound they know.
- Support your child with their week spellings – these include the sounds of the week.
- Challenge your child with their homework. Can they build any more words containing the sounds of the week?

How can you help?

- Play phonic games online.
- Children particularly like the games which allow them to sort real and nonsense words.

www.phonicsplay.com



How can you help?

- Use the resources – a pack for everyone!

geck



chom



tord



thazz



Let's have a go now!

Useful websites:

- <https://www.oxfordowl.co.uk/for-home/reading-owl/top-tips-for-reading/help-with-spelling/>
- <http://www.bbc.co.uk/bitesize/ks1/literacy/spelling/play/>
- <http://www.bbc.co.uk/schools/wordsandpictures/phonics/sandcastle/flash/fsgame.shtml>
- www.phonicsplay.com

Thank you!

Any questions?

